





Penny Sweets

Complete each Penny Sweet activity at least once a week. **Aim to read every evening for at least 10 minutes.**



Bigger Treats

Choose 2 Bigger Treats to complete this Half Term. Make sure you choose Treats from different sections.

Penny Sweets		Bigger Treats Term 3	
<p><u>Reading</u> You can read:</p> <ul style="list-style-type: none">- Your Scheme Reader or Library Book- Other Fiction books, short stories, poetry collections- magazines, comics, newspapers- Non-fiction books, information texts, recipe books <p><i>Make sure that an adult signs your Reading Record every time you read. We will check Reading Records every Monday.</i></p> <p><u>Practise your times tables</u></p> <ul style="list-style-type: none">- Write, cover, check- Forwards, backwards, mixed up- Ask someone to test you- Roll a dice and multiply the numbers <p><u>Learn spellings</u></p> <ul style="list-style-type: none">- Look, say, cover, write, check- Ask someone to test you- Is there a spelling rule that helps?- Identify the tricky part & a way to remember it <p><i>Don't forget spelling tests are every Thursday</i> <i>New spelling lists are given out every Friday</i></p> <p><u>Maths Games</u></p> <ul style="list-style-type: none">- Try the games on ictgames.com or use your Purple Mash log-in to play Maths games on Purple Mash.		<p><u>Wonderful Writing</u> (choose 1)</p> <ol style="list-style-type: none">1) Write a poem inspired by the rainforest. Think about what you would see, hear and feel – for example different animals hiding, the sound of birds singing or monkeys chattering, the feel of rain falling.2) Imagine that you are a scientist and have discovered a new species of rainforest animal! Write a fact-file describing the new animal. Include information such as its diet, any predators that might attack it and where it lives in the rainforest. Illustrate your fact-file to show what the animal looks like.	
		<p><u>Magnificent Maths</u> (choose 1)</p> <ol style="list-style-type: none">1) Make a maths game for younger children that will help them to practise number bonds to 20. You could make a card game such as 'pairs' or a board game like 'snakes and ladders' where every square has an addition or subtraction fact to work out.2) Create your own 'Maths Eyes' picture (either a drawing or taking photos) to use in class.	
		<p><u>Super Science</u> (choose 1)</p> <ol style="list-style-type: none">1) Grow your own mini garden. Take photos or keep a diary to explain the growing process.2) Make a moving diagram that shows how the water cycle works.	
		<p><u>Poster Perfect</u> (choose 1)</p> <p>Design a poster for any of these topics:</p> <ol style="list-style-type: none">1) Design a poster encouraging children and adults in school to be 'Eco Warriors' – for example recycling used paper, switching lights off, not leaving taps on when washing hands etc.2) Create your own 'top ten reads' poster showing your favourite books. Try to encourage other children to try some of your favourite titles. <p>Make sure that your poster is colourful and eye-catching!</p>	
<p>You have a Reading Record book and a Spelling Practise Book. Miss Heald and Mrs Reith will collect these books in regularly this term to check that you are completing your Penny Sweets homework.</p>		<p><u>Amazing Arts and Crafts</u> (choose 1)</p> <ol style="list-style-type: none">1) Make a rainforest collage. Use coloured paper to create the trees, plants and animals.2) Make a rainforest toy or model – for example a snake made from a sock, a Play-do parrot or even an origami frog!	
		<p>Your 2 Bigger Treats must be completed and in school by Monday 5th February ready for our Class Exhibition. You can complete Bigger Treats on larger pieces of paper or using ICT if this is easier. If you need help or are stuck in any way, tell Miss Heald or Mrs Reith in plenty of time!</p>	<p><u>Remember:</u> <i>Homework will be awarded House Points for: effort, presentation & creativity.</i></p>