




Penny Sweets

Complete each Penny Sweet activity at least once a week. Aim to read every evening for at least 10 minutes.



Bigger Treats

Choose 2 Bigger Treats to complete this Half Term. Make sure you choose Treats from different sections.

Penny Sweets		Bigger Treats	
<p>Reading You can read:</p> <ul style="list-style-type: none">- Your Scheme Reader or library book- Other Fiction books, short stories, poetry collections- magazines, comics, newspapers- Non-fiction books, information texts, recipe books <p><i>Make sure that an adult signs your Reading Record every time you read so that you can claim your House Points</i></p>		<p>Wonderful Writing (choose 1)</p> <ol style="list-style-type: none">1) Write an explanation about either the character of Mum or Dad in Kensuke’s Kingdom and how they changed throughout the start of the story and why. Aim for at least a page of A4.2) Write a diary entry imagining you are Michael from Kensuke’s Kingdom and you are writing from one of his days on the island. Aim for at least a page of A4	
		<p>Magnificent Maths (choose 1)</p> <ol style="list-style-type: none">1) Invent your own maths game that includes rounding whole numbers and decimals, depending on the numbers you have been working on in class2) Create your own maths questions using addition and subtraction of shopping items. All items must have pounds and pennies and you should work out the answers to the problems too. You could aim to have multi-step problems.	
<p>Practise your times tables</p> <ul style="list-style-type: none">- Write, cover, check- Forwards, backwards, mixed up- Ask someone to test you- Roll a dice and multiply the numbers		<p>Amazing Animals (choose 1)</p> <ol style="list-style-type: none">1) Using a photograph of your family, use inheritance and adaptation to explain your links.2) Find some pictures of animals and their offspring. Use adaptation and inheritance to explain links.	
		<p>Poster Perfect (choose 1)</p> <p>Design a poster for any of these topics:</p> <ol style="list-style-type: none">1) to explain multiplying and dividing whole numbers and decimals by 10, 100 & 1000, depending on the size of number you have been working on in class.2) to help younger children when they are choosing a book to read from the school library3) to explain how to be a good role model in the school	
<p>Learn spellings</p> <ul style="list-style-type: none">- Look, say, cover, write, check- Ask someone to test you- Is there a spelling rule that helps?- Identify the tricky part & a way to remember it <p><i>Don’t forget spelling tests are every Friday</i></p>		<p>Lovely Leaflets</p> <ol style="list-style-type: none">1) Write an A4 instruction guide for one of your school jobs. Use a variety of heading with explanation underneath	
		<p>Your 2 Bigger Treats must be completed and in school by Wednesday 18th October ready for our Class Exhibition. You can complete Bigger Treats on larger pieces of paper or using ICT if this is easier. If you need help with research or are stuck in any way, tell Miss Durling in plenty of time!</p>	
<p>You have a reading record book to jot homework into. Miss Durling will collect these books in regularly this term to check that you are completing your Penny Sweets homework. Remember to make a note of it.</p>		<p><i>Remember:</i> <i>Homework will be awarded House Points for: effort, presentation & creativity.</i></p>	